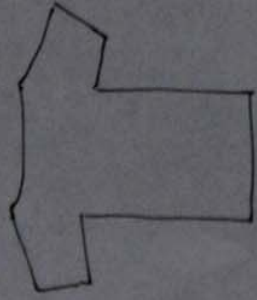
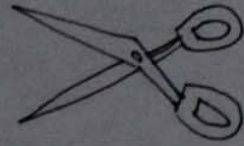


# DIY TEE SHIRT RECYCLÉ


1.



+

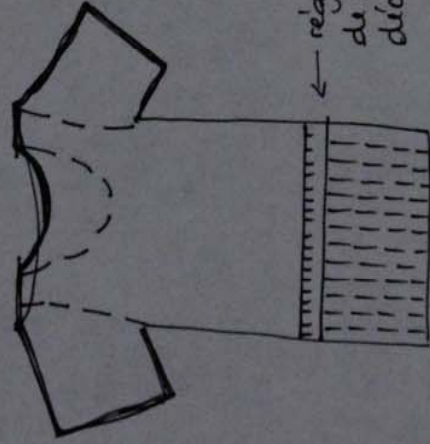


+



2.

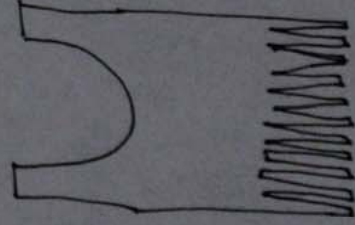
Découpe



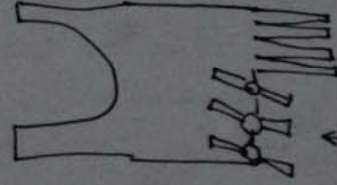
← règle sert de bûtes à la découpe

3.

Assemblage



↑ tire sur chaque brin



↑ faire des nœuds avec le brin de devant + le brin de derrière

RETourNEZ



! c'est fini!